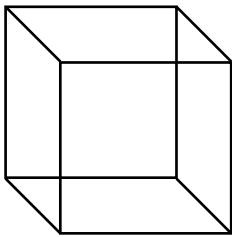


Les solides Rouler et glisser

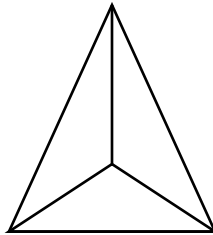
Pour chacun des solides, colorie la case qui correspond
à la manière de le déplacer.

a)



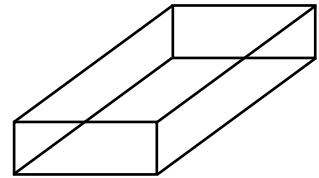
roule	glisse
roule et glisse	

b)



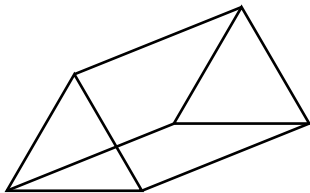
roule	glisse
roule et glisse	

c)



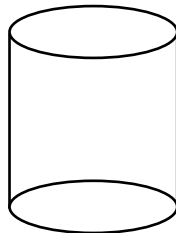
roule	glisse
roule et glisse	

d)



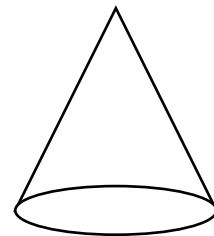
roule	glisse
roule et glisse	

e)



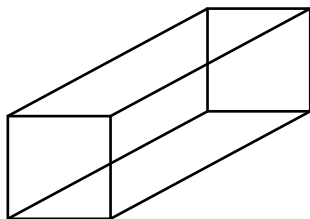
roule	glisse
roule et glisse	

f)



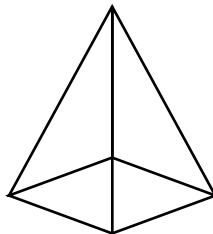
roule	glisse
roule et glisse	

g)



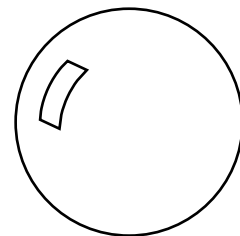
roule	glisse
roule et glisse	

h)



roule	glisse
roule et glisse	

i)



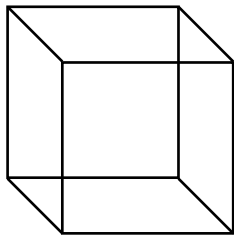
roule	glisse
roule et glisse	

Nom : _____ Date : _____

Les solides Rouler et glisser

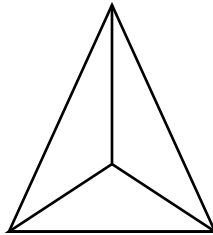
Pour chacun des solides, colorie la case qui correspond
à la manière de le déplacer.

a)



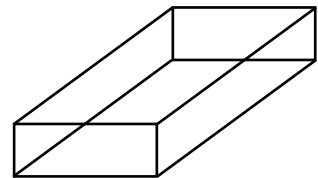
roule	glisse
roule et glisse	

b)



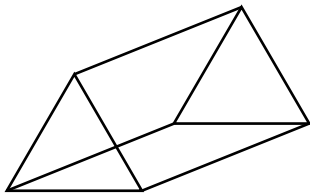
roule	glisse
roule et glisse	

c)



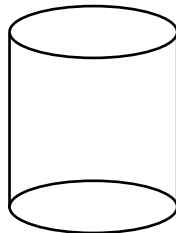
roule	glisse
roule et glisse	

d)



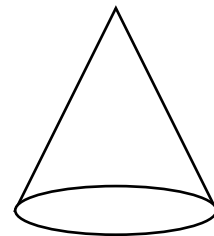
roule	glisse
roule et glisse	

e)



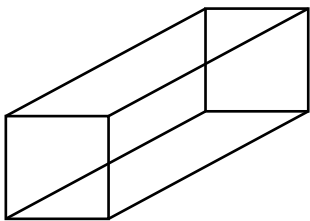
roule	glisse
roule et glisse	

f)



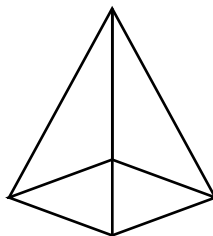
roule	glisse
roule et glisse	

g)



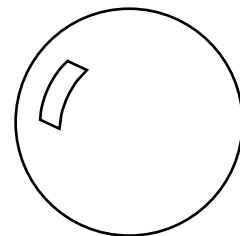
roule	glisse
roule et glisse	

h)



roule	glisse
roule et glisse	

i)



roule	glisse
roule et glisse	