
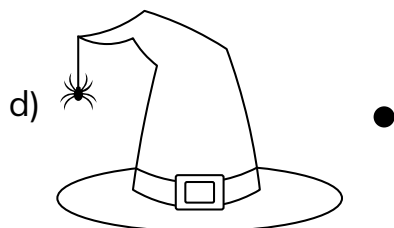
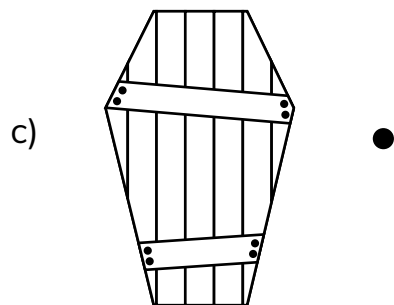




Nom : _____

Date : _____

Halloween Les silhouettes




Relie chaque illustration à la silhouette correspondante.






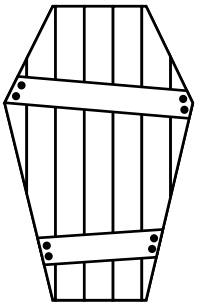

Nom : _____ Date : _____




Halloween Les silhouettes



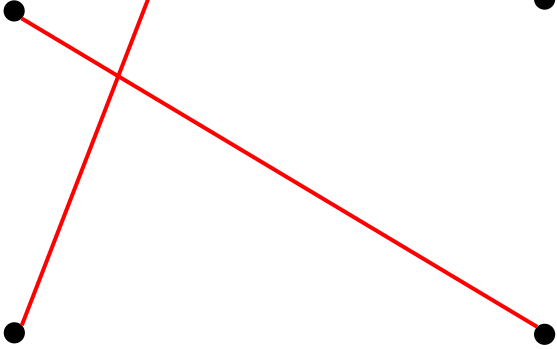
Relie chaque illustration à la silhouette correspondante.

a)   

b)   

c)  

d)   

e)   

The image shows a matching exercise with five items on the left and five silhouettes on the right. Red lines connect each illustration to its corresponding silhouette: a) broom to broom silhouette, b) jack-o'-lantern to jack-o'-lantern silhouette, c) coffin to coffin silhouette, d) witch hat to witch hat silhouette, and e) candy to candy silhouette.